


HAND SANITIZER/ SOAP DISPENSER

PRODUCT INSTRUCTIONS



POLYJOHN®
there when you need us



NOTE: We recommend reading through the entire information booklet prior to proceeding with installation, service and maintenance.
All references to left and right throughout the booklet are as viewed from the front of the restroom.

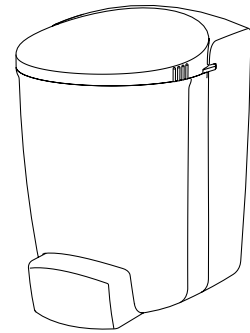
GENERAL OVERVIEW

SOAP DISPENSER PSD1-1000

The PSD1-1000 PolyJohn soap dispenser is a premium soap dispenser with many valuable features.

These features include:

- Capacity: 30oz / 887ml
- A completely sealed soap container to keep soap from spilling when refilling the container.
- A lid that secures onto the soap container after removing from the restroom for spill-less storage
- Easy to clean, smooth surfaces
- Designed for regular liquid soap only.
- One hand operation
- Clear container to see the level of soap



Capacity: 30oz / 887ml

TOOLS REQUIRED FOR ASSEMBLY




Marker



Drill



13/64" Drill Bit




Phillips Head
Screwdriver
(for fastening with
screws)



Rivet Gun with
3/16" tip

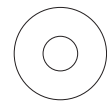
FULL SIZE SCALE FASTENER DRAWINGS



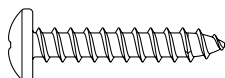
(3) PC-000366



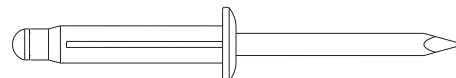
(3) PC-000102



(3) PC-000106



(3) PC-000148



(3) PC-000105

MAINTENANCE AND CARE

SOAP DISPENSER PSD1-1000

- Use only mild cleaners with no abrasives using a soft cloth to clean all surfaces.
- Some silicone grease should be applied occasionally to the o-ring at the top of the soap container to keep the lid from sticking
- Mineral oil should **NEVER** be used.
- If there is a chance for freezing, remove the dispenser and drain the soap. Be sure to remove the soap from the pump as well.

INSTALLATION

Step 1 Remove the lid by turning counterclockwise and lift up.

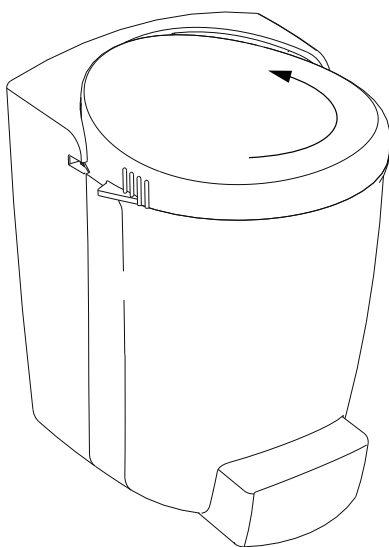
Step 2 Push the locking tab back and lift up on the soap dispenser container.

Step 3 Holding the backing plate in the place where you would like to mount the dispenser, mark the placement for the three mounting holes.

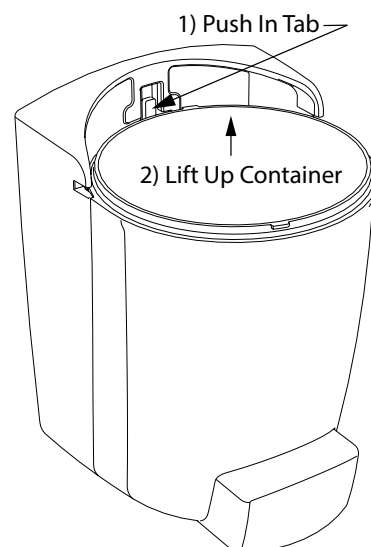
Step 4 Secure the backing plate in place using the desired fasteners.

Step 5 Slide the soap container back in place, making sure the locking tab is in place, and fill with liquid soap.

Step 6 Replace the lid and secure in place by turning clockwise.



Step 1.



Step 2.

EXPLODED VIEW PARTS DIAGRAM

SOAP DISPENSER PSD1-1000



OPTIONAL ACCESSORIES, SUPPLIES AND CHEMICALS

SOAP DISPENSER PSD1-1000



Lotion Hand Soap
LS00-1000



Bulk Hand Sanitizer
CKHS0004



PJP4

CLEANING AND MAINTENANCE

Use a mild soap to clean all surfaces and component parts.

Minor scratches and abrasions can be lightly sanded or scrubbed with a mild abrasive cleaner (such as "Soft Scrub") that contains calcium carbonate, hypochlorate bleach, and detergents. Be sure to follow the cleaning product directions since these ingredients may cause hazardous gases when mixed with other chemicals. Rinse the cleaned areas and buff with a conventional wax.

Some light scratches may also be hidden by using an industrial hot air gun.

For a source of cleaning, deodorizing and paper products contact:

**PRO'S CHOICE
2500 GASPAR AVE.
WHITING, IN 46394-2175
800-292-1305
www.polyjohn.com/products/supplies/pros-choice.html**

We highly recommend membership in the Portable Sanitation Association International (PSAI); the worldwide authority on portable sanitation services. The PSAI, "Portable Sanitation Industry Certification Program" manual contains a wealth of information on standards and service procedures. For more information contact the PSAI:

**PORTABLE SANITATION ASSOCIATION INTERNATIONAL (PSAI)
7800 METRO PARKWAY, SUITE 104
BLOOMINGTON, MINNESOTA 55425 USA
800-822-3020 / 612-854-8300 FAX 612-854-7560
www.psa.org**

Prop 65

PolyJohn Corporation would like to inform any customers or end users that some products may contain chemicals listed in California's Safe Drinking Water & Toxic Enforcement Act of 1986. Commonly referred to as Proposition 65, this Act establishes a list of chemicals known by the State of California to present a risk of cancer, birth defects, or other reproductive harm.

Chemical exposure typically occurs through inhalation, ingestion, or adsorption. PolyJohn products are not intended to be used in these methods. PolyJohn Corporation cannot foresee all uses of their products (both intended and unintended uses) and as a result has opted to provide a general warning of known chemical presence.

The Proposition 65 chemical list can be found at <http://www.P65Warnings.ca.gov>

The following warnings are labels placed on affected products. If these labels are not present then they do not apply to that product.



WARNING: This product can expose you to chemicals including 4-Vinylcyclohexene which is known to the State of California to cause cancer and birth defects or other reproductive harm. For more information go to www.P65Warnings.ca.gov.

4-Vinylcyclohexene label above to be used any product made with Bayblend T85



WARNING: This product can expose you to chemicals including titanium dioxide, which is known to the State of California to cause cancer. For more information go to www.P65Warnings.ca.gov.

Conflict Minerals Compliance Statement

Section 1502 of the Dodd-Frank Wall Street Reform and Consumer Protection Act, and the Securities and Exchange Commission Rules adopted in connection therewith, require certain corporations to report the use of "Conflict Minerals" in the manufacture of their products. Generally, Conflict Minerals collectively refers to cassiterite, columbite-tantalite, gold, wolframite, or their derivatives, including tantalum, tin and tungsten, which originate from the Democratic Republic of the Congo or specified adjoining countries (referred to herein as "Covered Countries").

While we, as a privately held corporation, are not subject to the Conflict Minerals rules and reporting requirements, we understand that our customers may be, and we are committed to helping our customers comply with their reporting requirements. In order to determine if our manufactured products contain Conflict Minerals, we have asked our relevant suppliers, as of September 1, 2020, to ascertain their use of any Conflict Minerals in the materials they supply to us. Their responses demonstrate that our relevant suppliers (i) do not use Conflict Minerals in the materials they supply to us, (ii) have no reason to believe the Conflict Minerals they use may have originated in the Covered Countries, and/or (iii) reasonably believe that the Conflict Minerals they use are from recycled or scrap sources. Consequently, we can in turn represent that, to the best of our knowledge, our manufactured products either do not contain Conflict Minerals, or to the extent they may, such products are "DRC conflict free" as defined by paragraph (e)(4) of Section 1502.

We will continue to work with our key suppliers to ensure that we are able to identify the use of Conflict Minerals in our supply chain, and the representations made in this compliance statement remain accurate. To that end, we reserve the right to amend this statement at any time based on subsequent developments or information.

Should you have any questions or concerns regarding this statement, please do not hesitate to contact us.

WARRANTY

SOAP DISPENSER PSD1-1000

RESTROOMS AND TOILETS

POLYJOHN PORTABLE RESTROOMS LIMITED 3 YEAR PRODUCT WARRANTY

PolyJohn Enterprises Corp. warrants the major plastic parts of its portable restrooms (plastic front, wall panels, roof, and tank) against any breakage or other problems that prevent the PolyJohn portable toilet from functioning in accordance with usual practices used in the portable toilet industry and in their intended manner. This warranty covers any damages in material or workmanship for a total period of 3 years (36 months). This warranty extends only to the original purchaser of the PolyJohn portable restroom. Proof of purchase, serial numbers, and photos will be required.

SINKS, TANKS, TRAILERS AND SANISTANDS

PolyJohn Enterprises warrants our sinks, tanks, trailers and sanistands from the date of purchase. Any misuse or abuse of our products or failure to properly follow recommended procedures shall void this warranty. The warranty is a 1 year limited warranty and a 90 day limited warranty for components thereof.

What is Not Covered By Warranty

This warranty does not cover damage or failure contributed to or caused by: Not following PolyJohn assembly procedures, unauthorized modification, acts of God, mishandling, misuse, use of incompatible solvents or other damaging chemicals, vandalism or accident. In no event shall PolyJohn be liable for labor costs or for incidental or consequential damages.

For full details on PolyJohn's warranty policy, and to view instructions for submitting a claim please visit <https://www.polyjohn.com/warranty/>.

Warranty Disclaimer

PolyJohn's terms of sale are FOB (Free on Board Shipping Point). Meaning buyer takes on responsibility once it leaves PolyJohn's shipping dock. The carrier is wholly responsible for any damage incurred during transit. Important notice: All concealed/non-notated damages must be reported within 5 business days of delivery (1st day is the day of delivery) as per the National Motor Freight Classification (NMFC) – Rule 300100 - for a damaged claim to be filed. Reporting after this time will void a claim.

In order to prevent warranty disputes follow these steps immediately when receiving your products:

Inspect the shipment immediately and insist that visible damages be indicated on your copy of the freight bill. If they are not noted on the freight bill it is very likely a claim will be denied.

Open the shipment if necessary, and inspect for any concealed damages.

If there are any damages that you cannot operate with you may refuse shipment. After you do this contact us immediately

Filing Process for Warranty

PolyJohn reserves the right to request inspection of products for verification of defect, which may include returning some or all of the parts with shipping paid for by the purchaser. Once the items have been returned, inspected, and PolyJohn is found at fault shipping costs will be reimbursed. You may contact PolyJohn to arrange for return shipping if desired.

To file your warranty claim follow these steps:

1. Go to polyjohn.com/warranty/
2. Fill out necessary contact information
3. Fill in invoice number, date of purchase, product, and product serial numbers.
4. Upload an images of affected products
5. Submit and someone will be in contact with you as soon as possible.

FREQUENTLY ASKED QUESTIONS

SOAP DISPENSER
PSD1-1000

Soap Dispensers

Q: Can I clean my soap dispenser?

A: Yes you can. Use only mild cleaners with no abrasives using a soft cloth to clean all surfaces.

Q: My soap dispensers lid is starting to get harder to open. What should I do?

A: Some silicone grease should be applied occasionally to the O-ring at the top of the soap container to keep the lid from sticking. Mineral oil should NEVER be used.

Q: Is there anything I should do for preparing my soap dispenser to be out in the cold?

A: If there is a chance for freezing, remove the dispenser and drain the soap. Be sure to remove the soap from the pump as well.

Q: I have an older boxier looking dispenser that I purchased from you years ago. Can I replace it with this one?

A: Yes you can. In fact the base plates mounting holes are in the same location as our old model. So there is no need to drill new holes to attach the new base plate.

Q: Can you use hand sanitizer in this dispenser?

A: Yes you can. Our soap dispenser was extensively tested with soap and hand sanitizer and it can dispense both. Making our soap dispenser the most versatile on the market.

OUR MISSION STATEMENT

"PolyJohn is a family owned, state of the art, plastics manufacturing company dedicated to providing its employees with a work environment committed to excellence, and its customers with innovative products, services and technology that meet or exceed their requirements."

THANK YOU FOR PURCHASING POLYJOHN PRODUCTS!



POLYJOHN USA
+1 800-292-1305
Whiting, Indiana
www.polyjohn.com

POLYJOHN INTERNATIONAL
UNITED KINGDOM
+44 (0) 1937-583333
Yorkshire, England
www.polyjohn.co.uk

POLYJOHN INTERNATIONAL
CZECH REPUBLIC
+420 608 876 983
Karlovy Vary, Czech Republic
www.polyjohn.eu

POLYJOHN SOUTHERN AFRICA
+27 (011) 615-3804
Johannesburg, South Africa
www.polyjohn.co.za

POLYJOHN CANADA
+1 800-465-9590
Oro Medonte, Ontario
www.polyjohn.ca
www.fr.polyjohn.ca

POLYJOHN LATIN AMERICA
+01 800-953-1307
Chihuahua, Mexico
www.polyjohn.mx

POLYJOHN AUSTRALIA
+61 7 3277 5727
Brisbane, Australia
www.totalsanitationsolutions.com.au

POLYJOHN NEW ZEALAND
+64 (0)22 387 7142
Auckland, New Zealand
www.polyjohn.co.nz

POLYJOHN SOUTH AMERICA
+57 318 696 7744
Bogotá, Colombia
www.polyjohn.com