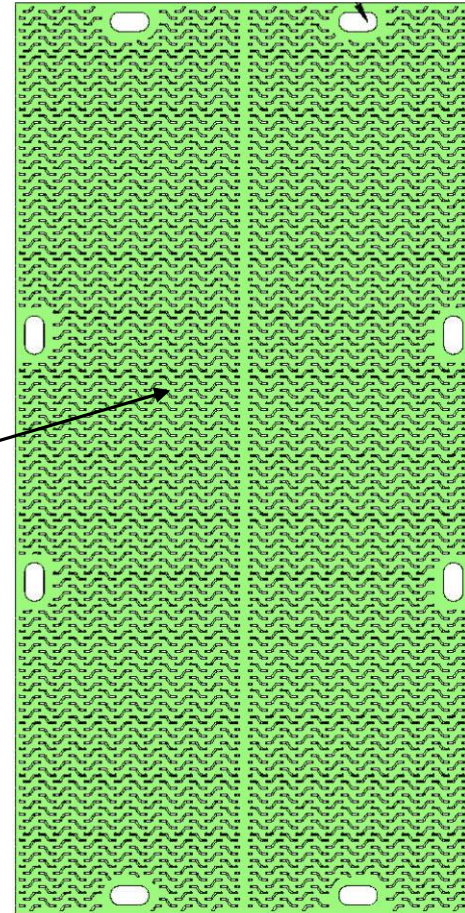
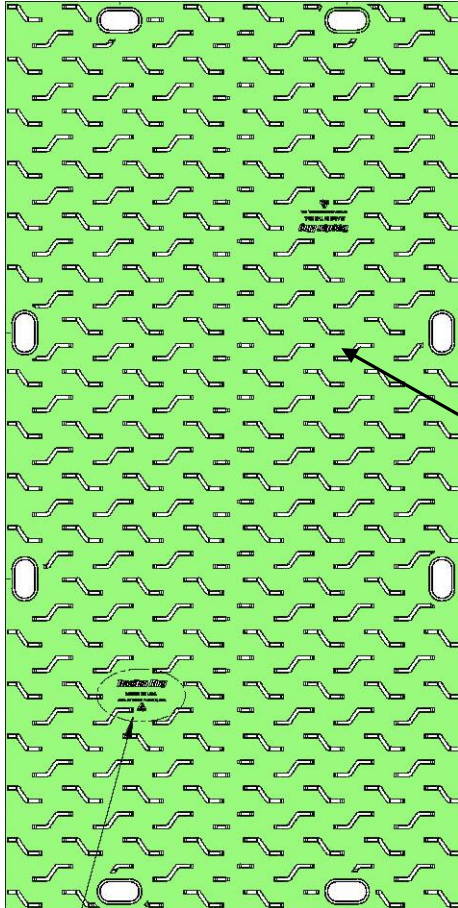




Ground Protection

- Exclusive dual side traction design
- Available in 4' x 8' sheets
- 8 large hand holes on 4' x 8' sheets
- Two sided tread patterns
- Equipment tread pattern
- Pedestrian tread pattern
- 4' x 8 sheet weighs only 56 lbs.
- Available in 3/8" thickness*
- Rated at **80 tons** (160,000 lbs.)
- 3 year Limited Warranty
(free of material or manufacturing defects)



* Due to manufacturing variances & material thickness size will vary up to +/- 5%

Product Features and Benefits

- ✓ Exclusive dual side traction design: Ideal for equipment and foot traffic on alternate sides
- ✓ 4' x 8 sheet weighs only **56 lbs.** for easy handling and is rated at **80 Tons** (160,000 lbs.) *
- ✓ Strong durable HDPE material resists cutting, fading & will not absorb moisture
- ✓ Twin sheet design provides superior strength at only a 3/8" material thickness weighing only 56lbs.
- ✓ Temperature rated at -103F (-78C) to +258F (+126C)
- ✓ Independent lab pressure test rated at: 373 lbs. per sq. in. or 53,712 per sq. ft.
- ✓ Ergonomic handle holes: Easy loading and un-loading (holes large enough to use with gloves)
- ✓ Integrated interlocking tread designs: Allow for easy stacking and prevents shifting
- ✓ Available in 4' x 8' size and rated at **80 Tons**, 160,000 lbs. (subject to ground conditions)
- ✓ Safety green (3/8" thickness) easy to see in most conditions and cleans easily with soap & water
- ✓ 3 year limited warranty to be free from manufacturing and material defects
- ✓ Cost effective alternative to plywood sheets: Re-usable, won't absorb moisture & will not rot

*(rating subject to ground conditions)



Equipment uses for medium duty ground protection



Concrete Buggies



Chippers



Trenching



Mobil Pumps



Boom lift



Scissor lift



Vertical single lift



Skid Steers



Generators, Light Towers



Work carts



Tree trimming, landscaping



Roofing

Ground protection & site access mats primary uses / markets



Landscaping



Plumbing



Cemetery



Trenching & Underground Drilling



Lawn & Sidewalk Protection

End Users Include

- ✓ Masonry
- ✓ Underground Drilling
- ✓ Roofing
- ✓ Cement patio and walks
- ✓ Siding & Gutters
- ✓ Tree Trimming
- ✓ Trenching
- ✓ Electrical & Lighting

'Call it Scoutland.' Scout Motors takes new vehicle on public tour in SC for the first time.

BY CALEB BOZARD CBOZARD@POSTANDCOURIER.COM
NOV 18, 2024



Scout

NEW TERRA EV truck debuts at Nov 16th football game and the University of South Carolina's football field is protected by:





THE Solution to the problem....don't create a problem





THE Solution to the problem....don't create a problem

Before



After





THE Solution....In Use pics




Tennis court construction

- ✓ 22 tons of material were used
- ✓ The trucks passed over the mats 43 times for the project
- ✓ Some browning occurred but no permanent turf damage



Vehicle weight: 14,000 lbs.



After Use





Worksite photos: July 2023 Newville, WI



48,000 lbs. line truck on wet turf: Notice minimum curling and **no rutting** after being driven over



Doubled up the sheets and parked under the tandem axle prior to deploying the outrigger stands





www.bamgroundpro.com



Product Features and Benefits

- Dual side traction design
- Large hand holds
- 56 lbs.
- Re-usable
- Non-absorbant
- 3 year Limited Warranty

[LEARN MORE](#)

[CONTACT US](#)





Product Advantages

- ✓ Safety Green will **not** absorb sunlight and get as warm as black mats
- ✓ Safety Green will **not** cause browning and kill turf as fast as black mats
- ✓ Will **not** absorb moisture, chemicals and become heavier and deteriorate like plywood
- ✓ Re-usable, weight, color and shape remain consistent over the entire life of the mat
- ✓ 8 Large hand holes for easy loading and unloading from all sides even with gloves
- ✓ Exclusive twin sheet design provides superior strength at on 3/8" thickness vs extruded 1/2' competition weighing 90 lbs. per sheet
- ✓ 4' x 8 sheet weighs only **56 lbs.** for easy handling and is rated at **80 tons**, 160,000 lbs. *
- ✓ Pressure cut test ratings: 373 lbs. per sq. inch and 53,712 lbs. per sq. foot
- ✓ Integrated interlocking tread designs: Allows for easy stacking and prevents shifting

*(rating subject to ground conditions)